

Kirk Elementary School Report – 2016-17

1312 6th Street, Kirkland, WA 98033
425-936-2590 | kirk.lwsd.org



Principal: Monica Garcia
Associate Principal: Ian Maver
Mascot: Eagle
Colors: Blue and Silver

of students, October 2016: 550
of teachers: 33
Teachers with at least a Master's Degree: 66.7%
Unexcused absence rate: 0.3%

District Mission

Each student will graduate prepared to lead a rewarding, responsible life as a contributing member of our community and greater society.

School Mission

Peter Kirk Elementary is a creative learning environment where children feel they are valued and safe. Staff and community collaborate to provide the highest quality education to prepare students to be life-long learners.

School Funding

District General Fund Budget: \$318.4 million
District Per Pupil Expenditure: \$10,766 per pupil
Building Budget for this school: \$96,505

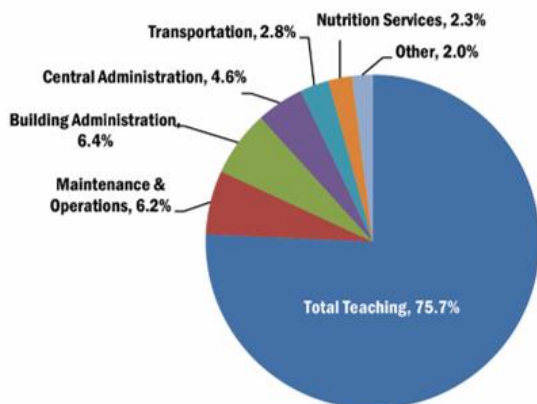
School Description

The Peter Kirk Elementary community is comprised of students, families and staff with high expectations for student learning. Our staff partners with parents in creating an environment in which students are challenged academically and are supported in their social and emotional growth. This partnership, combined with volunteer programs and PTSA- sponsored extracurricular and co-curricular opportunities, helps bring literacy, science, mathematics and the arts alive.

The staff of Peter Kirk Elementary prides itself on practice that is student centered. That means we focus on student interests throughout our work, our school systems, and our engagement with families and the community. There is an art to creating conditions in which students learn and develop habits of mind and character they will carry into life beyond elementary school.

2016-17 District Expenditures

Where does the money go?



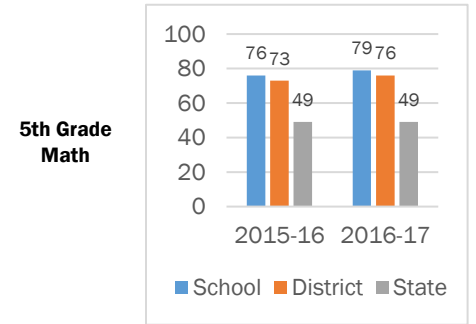
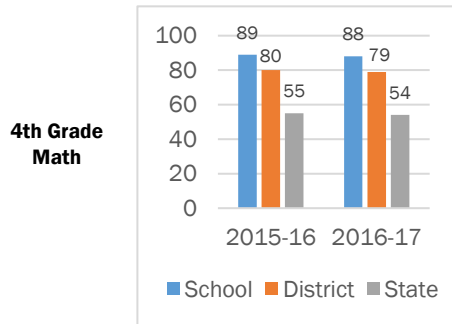
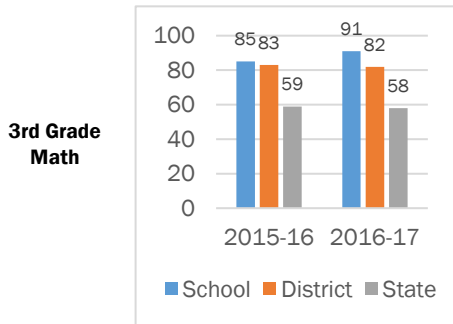
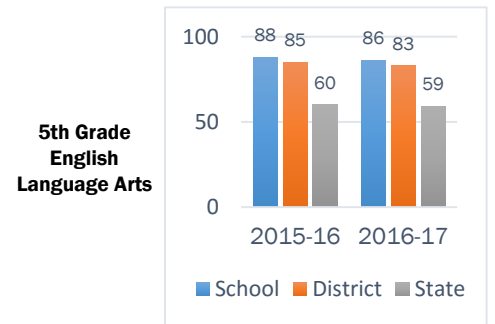
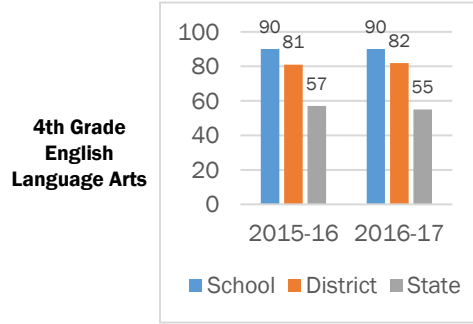
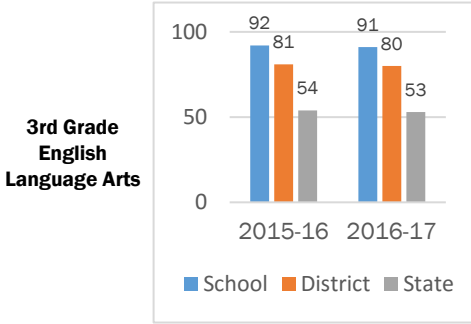
2016-17 School Goals

Peter Kirk staff set our annual performance goals using fall baseline assessment data. For students in K-2, staff used beginning of year DIBELS results. For students in grades 3-5, staff used assessment results from the previous spring.

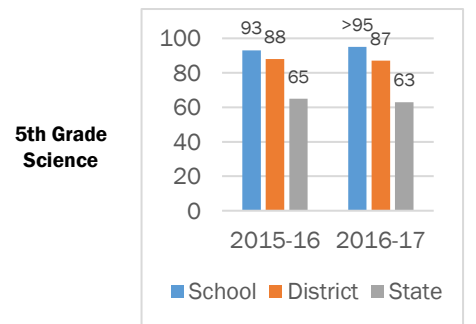
- Grades K-2 Reading: 85% of students at benchmark on end of year DIBELS
- Grades 3-5 English Language Arts: 87% at standard
- Grades 3-5 Math: 86% at standard
- Grade 5 science: 88% at standard
- Achievement gap: 64% of students in K-2 identified as English Language Learners will be at benchmark on end of year DIBELS
- School Effectiveness: Increase the percentage of teachers who agree with this statement, "Teachers receive feedback on how they are doing," to 90% and 70% for the statement, "Classes challenge students to think and solve problems".
- Attendance: Reduce the average of late arrivals to 5 per day
- Discipline: Maintain a suspension rate of less than 2%

State Assessment Results

Smarter Balanced Assessment (SBA)



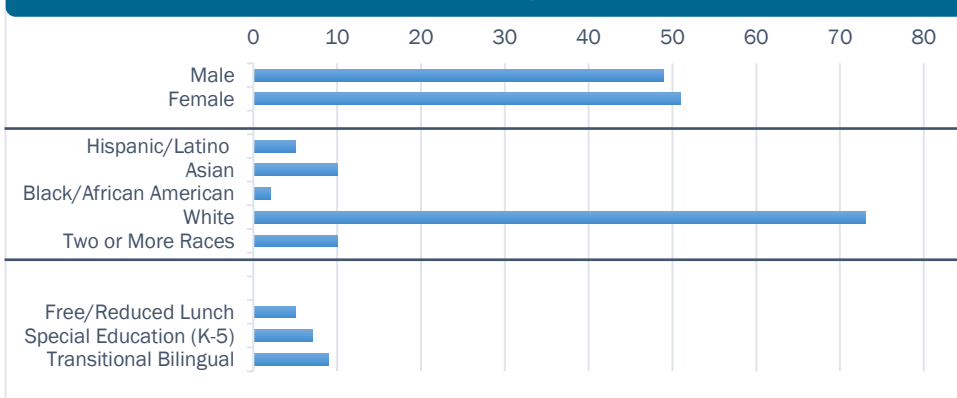
Measurements of Student Progress (MSP)



>Test scores are above 95%.

To view state test scores by demographic group, please visit: <http://reportcard.ospi.k12.wa.us>. Select Lake Washington School District, then elect Explorer Elementary School.

Student Demographics



School Building

Our school facilities are available for public use by contacting our school office.

Building Condition Assessment: Fair

The Building Condition Assessment represents an overall permanent building condition assessment. It is conducted by a third party in accordance with the state's Asset Preservation Program.

Invitation to Participate

Goal 5 in the district's Strategic Plan is to "Engage our Communities." Families and community members are encouraged to participate in our school. Volunteers are trained and work in a variety of positions. To get involved, call our school office.

Accountability of School Performance

Met Participation Goal for ELA: Yes
Met Participation Goal for Math: Yes